


Front Lift Arm Wheel Kit Assembly and Operating Instructions

Note: If you have purchased this product together with the abba Superbike Stand and Front Lift Arm we strongly recommend you use the Superbike stand and Front Lift arm a few times on their own to fully understand the product before using the wheel kit.


Please refer to the abba Superbike Stand, Front Lift Arm & Moto Glide instructions for use **before** using this wheel kit



Ensure you have located all the assembly parts required to fully assemble and use the Wheel Kit.



Fit both castors ensuring the bolts are inserted from the underside of the castor. Use 1x washer and 1x nyloc nut per wheel. Tighten securely with a spanner and the hex key provided. Note: Ensure all castors spin freely, if you find a castor not spinning freely, simply loosen the bolt slightly.




Finally screw the thumb screw in position.

The Front Lift Arm Wheel kit is now ready for use.



*Refer to Superbike Stand, Front Lift Arm & Moto glide instructions to get to this point.

Ensure you have fitted the front lift arm 3-way tube to your superbike stand before lifting into position on the Moto Glide.



Slide the first arm a short way through the 3-way tube to allow the front wheel kit to be pushed over the end of the arm. Ensure the arm is fully inserted into the wheel kit and is touching the stopper bolt inside the wheel kit tube. Next tighten the thumb screw securely.



Slide the arm through **as far as possible** to ensure the wheel kit comes into contact with the ground.

Note: The further the arm can be pushed through the more stable the bike will be.



Operate the Front lift arm in the normal way (refer to instructions if unsure) by using the lifting strap so both wheels of the bike are elevated from the ground.



You should now have your abba Superbike Stand & Front Lift arm fully mobile! You will be able to move the bike in any direction and spin the bike fully around 360 degrees on the spot.

To Remove the Front Wheel kit repeat the above steps in the reverse order.

See our video of this kit in action...

www.youtube.com/abbastands

If in doubt ask us!

Email: info@abbastands.co.uk

Tel: 01245 322331